



Round 1

Wonthaggi - Vic

27 March 2022



THOR

THOR MX1

Practice/Qualifying

Date: 27/03/22
Event: Q02
Weather: Sunny - Temp: 14.1C
Track: Good

Started at: 08:09:09
Laps: 20 Min
Starters: 28
Printed at: 8:51

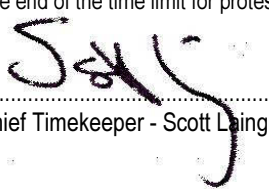
PROVISIONAL CLASSIFICATION

Pos	No	Name	Machine	Fastest Lap	On Lap	Behind Leader	Behind Prev
1	96	Kyle WEBSTER (VIC) / Team HRC Honda Racing	Honda CRF 450	1:39.962	5 of 9		
2	1	Luke CLOUT (NSW) / CDR Yamaha Monster Energy	Yamaha YZF 450	1:40.968	9 of 9	1.006	1.006
3	9	Aaron TANTI (QLD) / CDR Yamaha Monster Energy	Yamaha YZF 450	1:41.533	5 of 10	1.571	.565
4	45	Hayden MELLROSS (VIC) / GASGAS Racing Team / Oakley / Kirbtech Industries / SH Earthmoving	GasGas MC 450	1:44.370	6 of 9	4.408	2.837
5	24	Brett METCALFE (SA) / GO24 / Whitehaul KTM / DBS	KTM 450	1:45.013	6 of 7	5.051	.643
6	47	Todd WATERS (QLD) / Husqvarna Motorcycles	Husqvarna FC 450	1:45.534	9 of 10	5.572	.521
7	111	Dean FERRIS (QLD) / Team HRC Honda Racing	Honda CRF 450	1:45.643	5 of 9	5.681	.109
8	5	Kirk GIBBS (SA) / KTM Australia	KTM SXF 450	1:45.789	7 of 8	5.827	.146
9	6	Jayden RYKERS (WA) / Empire Kawasaki	Kawasaki KX 450	1:46.244	8 of 9	6.282	.455
11	69	Lochie LATIMER (QLD) / TLR / Castrol / Fly / Bridgestone / BDS	KTM SXF 450	1:46.660	7 of 9	6.698	.416
12	81	Joel EVANS (QLD) / Brisbane M-c / Backyard Design / Bluefin LED / Furnikation / UNIT / Fusport	Honda CRF 450	1:47.345	9 of 10	7.383	.685
13	48	Joben BALDWIN (NSW) / Ride Red	Honda CRF 450	1:47.998	4 of 8	8.036	.653
10	102	Matt MOSS (NSW) / BBR 102 Motorsports	KTM SXF 250	1:46.487	9 of 9	6.525	
14	17	Cory WATTS (VIC) / Scrivens Honda / RRS / Callum Morrison Construction / JDM Auto Electrics	Honda CRF 450	1:50.550	6 of 8	10.588	4.063
15	30	Joel WIGHTMAN (NSW) / Pro-Moto Suspension / Yamaha Racing	Yamaha YZF 450	1:50.602	7 of 9	10.640	.052
16	10	Levi McMANUS (VIC) / Bridgeland M-cycles / JCP Suspension / FLY / Castrol / Bridgestone / Asterisk	Honda CRF 450	1:50.681	8 of 9	10.719	.079
17	62	Dylan WOOD (NSW) / KTM Newcastle / Chris Wood Performance / Gromor / Lusty Industries	KTM SXF 450	1:50.867	7 of 9	10.905	.186
18	25	John DARROCH (WA) / Cully Yamaha	Yamaha YZF 450	1:51.582	9 of 9	11.620	.715
19	18	Mitchell NORRIS (SA) / Greyzone Pirate Life Racing / Peter Stevens M-c / Choice Suspension	GasGas MC 450	1:52.167	6 of 7	12.205	.585
20	49	Cody O'LOAN (QLD) / Moto1 M-c / Dunlop / OLoans Concreting / 100% / Fox / Alpine Star	KTM SXF 450	1:52.183	7 of 9	12.221	.016
21	56	Riley STEPHENS (NSW) / Maitland Motorcycles	Honda CRF 450	1:53.228	7 of 7	13.266	1.045
23	22	Jesse BISHOP (QLD) / Brads Automotive / MX Farm Qld	KTM SXF 450	1:54.318	5 of 9	14.356	1.090
24	16	Jack O'CALLAGHAN (NSW) / MCD-Racing / On Two Wheels M-sports / Teencee Graphics / Ryno Power	Honda CRF 450	1:59.745	7 of 8	19.783	5.427
25	44	Joel LALICZ (NSW)	KTM SX 450	2:02.431	8 of 9	22.469	2.686
22	233	Oliver MARCHAND (NSW) / Toowoomba MPE / TJM Toowoomba Motorex / Maxxis / Total Tools / Viral	Honda CRF 450	1:54.048	5 of 9	14.086	
26	142	Jack PENGELLY (VIC) / AGP Racing / Pengelly Earthmoving	Honda CRF 450	2:05.233	7 of 9	25.271	11.185
27	162	Luke ZIELINSKI (QLD) / Dirty Steve / KTR / Trac-Rite Suspension / Maxxis / Motorex / Pumpit PT	Yamaha YZF 450	2:19.586	6 of 7	39.624	14.353
28	305	Aden LENNOX-BRADLEY (NSW) / Slow Az Racing	Honda CRF 450	2:25.005	4 of 7	45.043	5.419

*** ALL RIDERS QUALIFY. TOP 10 RIDERS TO PROGRESS TO TOP 10 SHOOTOUT ***

*** Infringement penalties issued - No. 102 (M. Moss) & 233 (O. Marchand)) - 3 position penalties / No. 162 (L. Zelinski), 62 (D. Wood), 6 (J. Rykers), & 111 (D. Ferris) - loss of fastest lap ***

The results are provisional until the end of the time limit for protests and appeals.


Chief Timekeeper - Scott Laing


Race Director - Mark Hancock



www.computime.com.au
COMPUTIME RACE TIMING SYSTEMS PTY LTD





Round 1

Wonthaggi - Vic

27 March 2022



THOR

THOR MX1

Practice/Qualifying

Date: 27/03/22
 Event: Q02
 Weather: Sunny - Temp: 14.1C
 Track: Good

Started at: 08:09:09
 Laps: 20 Min
 Starters: 28
 Printed at: 8:51


PROVISIONAL LAP TIMES

No	Name	Lap 1	Lap 2	Lap 3	Lap 4	Lap 5	Lap 6	Lap 7	Lap 8	Lap 9	Lap 10
1	Luke CLOUT (NSW)	1:56.192	1:56.413	2:27.274	2:08.299	1:43.237	2:17.757	1:41.274	2:06.639	1:40.968	
5	Kirk GIBBS (SA)	1:59.285	3:52.977	2:08.466	1:47.354	1:50.972	1:56.584	1:45.789	2:10.724		
6	Jayden RYKERS (WA)	1:59.752	2:11.200	2:36.577	1:59.888	1:47.287	2:19.250	1:46.244	3:28.524		
9	Aaron TANTI (QLD)	1:56.794	1:45.244	2:02.699	2:04.019	1:41.533	1:42.733	2:01.981	1:41.701	2:06.937	1:58.255
10	Levi McMANUS (VIC)	2:02.095	1:56.111	2:18.484	1:57.250	1:52.473	1:53.583	2:43.987	1:50.681	2:25.891	
16	Jack O'CALLAGHAN (NSW)	2:10.820	2:11.774	2:11.781	2:01.383	2:00.381	2:34.532	1:59.745	2:30.835		
17	Cory WATTS (VIC)	2:02.414	2:18.494	1:59.358	4:16.032	2:02.069	1:50.550	2:16.989	2:08.748		
18	Mitchell NORRIS (SA)	2:17.310	1:54.022	5:35.544	1:52.978	1:52.771	1:52.167	4:03.635			
22	Jesse BISHOP (QLD)	1:59.846	1:59.278	2:07.706	2:04.793	1:54.318	2:01.514	1:56.203	2:09.534	1:55.966	
24	Brett METCALFE (SA)	2:07.188	5:07.603	1:45.657	2:35.864	1:49.213	1:45.013	2:34.058			
25	John DARROCH (WA)	2:00.959	1:55.019	1:56.083	2:00.128	1:55.589	1:53.872	1:54.249	2:05.730	1:51.582	
30	Joel WIGHTMAN (NSW)	2:01.835	1:56.868	2:03.378	2:01.295	1:50.700	1:58.380	1:50.602	1:58.394	1:56.873	
44	Joel LALICZ (NSW)	2:05.829	2:02.726	2:03.505	2:22.285	2:03.245	2:04.427	2:03.078	2:02.431	2:19.218	
45	Hayden MELLROSS (VIC)	1:59.158	2:00.433	1:57.001	1:47.036	2:15.001	1:44.370	3:15.464	1:44.735	2:04.280	
47	Todd WATERS (QLD)	1:49.736	1:45.526	1:46.346	1:55.115	1:54.519	2:05.702	1:45.764	1:55.623	1:45.534	1:58.417
48	Joben BALDWIN (NSW)	1:57.777	1:54.850	4:39.049	1:47.998	2:32.983	1:49.264	1:48.243	2:11.927		
49	Cody O'LOAN (QLD)	2:06.686	1:59.293	2:00.380	2:01.672	1:57.471	3:03.882	1:52.183	1:55.198	2:24.679	
56	Riley STEPHENS (NSW)	2:03.471	2:06.140	1:55.349	1:53.359	2:25.497	2:13.597	1:53.228			
62	Dylan WOOD (NSW)	2:00.225	1:55.111	1:54.348	2:01.384	1:51.719	1:50.867	1:51.911	2:43.921		
69	Lochie LATIMER (QLD)	2:03.044	1:59.738	1:59.653	2:08.526	1:48.891	1:59.203	1:46.660	1:46.821	1:59.981	
81	Joel EVANS (QLD)	1:57.198	1:56.157	2:01.030	2:02.849	1:48.738	2:00.996	1:48.066	2:04.943	1:47.345	2:04.628
96	Kyle WEBSTER (VIC)	1:59.306	2:03.783	2:45.414	1:49.820	1:39.962	2:25.328	1:42.327	1:57.012	1:40.693	
102	Matt MOSS (NSW)	1:58.923	2:41.615	2:03.584	1:59.450	1:48.386	2:17.020	2:37.909	1:46.504	1:46.487	
111	Dean FERRIS (QLD)	1:55.628	2:12.326	2:03.180	2:00.755	1:45.643	2:35.619	1:58.007	2:13.343		
142	Jack PENGELLY (VIC)	2:06.731	2:05.500	2:05.487	2:10.743	2:08.615	2:07.204	2:05.233	2:06.802	2:12.797	
162	Luke ZIELINSKI (QLD)	1:54.429	2:01.978	2:00.172	2:02.322	2:19.586	3:56.422				
233	Oliver MARCHAND (NSW)	2:00.509	1:58.313	3:10.983	2:00.984	1:54.048	2:02.889	1:55.888	2:11.170	2:01.142	
305	Aden LENNOX-BRADLEY (NSW)	2:25.495	2:18.002	2:19.191	2:25.005	2:45.485	2:45.692	2:33.014			

*** ALL RIDERS QUALIFY. TOP 10 RIDERS TO PROGRESS TO TOP 10 SHOOTOUT ***

*** Infringement penalties issued - No. 102 (M. Moss) & 233 (O. Marchand)) - 3 position penalties / No. 162 (L. Zelinski), 62 (D. Wood), 6 (J. Rykers), & 111 (D. Ferris) - loss of fastest lap ***

The results are provisional until the end of the time limit for protests and appeals.


 Chief Timekeeper - Scott Laing


 Race Director - Mark Hancock



www.computime.com.au
 COMPUTIME RACE TIMING SYSTEMS PTY LTD





Round 1

Wonthaggi - Vic

27 March 2022



THOR

THOR MX1

Practice/Qualifying

Date: 27/03/22
 Event: Q02
 Weather: Sunny - Temp: 14.1C
 Track: Good

Started at: 08:09:09
 Laps: 20 Min
 Starters: 28
 Printed at: 8:51

PROVISIONAL SPLIT TIMES

Lap	Split 1	Split 2	Split 3	Lap Time	Lap	Split 1	Split 2	Split 3	Lap Time
1 Luke CLOUT (NSW) (2nd)					10	49.804	36.030	41.103	2:06.937
1	1:11.771	37.014	37.955	2:26.740	11	43.394	35.595	39.266	1:58.255
2	45.455	34.148	36.589	1:56.192	10 Levi McMANUS (VIC) (16th)				
3	42.654	36.014	37.745	1:56.413	1	1:34.425	46.168	43.933	3:04.526
4	49.056	37.801	1:00.417	2:27.274	2	50.688	35.326	36.081	2:02.095
5	49.565	36.150	42.584	2:08.299	3	44.185	33.984	37.942	1:56.111
6	39.409	31.164	32.664	1:43.237	4	46.830	47.446	44.208	2:18.484
7	51.770	38.333	47.654	2:17.757	5	42.846	35.006	39.398	1:57.250
8	38.677	30.378	32.219	1:41.274	6	42.675	34.739	35.059	1:52.473
9	48.755	37.455	40.429	2:06.639	7	42.713	35.392	35.478	1:53.583
10	38.512	30.719	31.737	1:40.968	8	1:10.146	44.800	49.041	2:43.987
5 Kirk GIBBS (SA) (8th)					9	41.867	33.444	35.370	1:50.681
1	1:36.578	39.909	44.192	3:00.679	10	1:04.694	39.805	41.392	2:25.891
2	47.045	35.334	36.906	1:59.285	16 Jack O'CALLAGHAN (NSW) (24th)				
3	2:35.997	36.790	40.190	3:52.977	1	1:27.301	43.192	43.417	2:53.910
4	45.463	36.837	46.166	2:08.466	2	49.590	38.996	42.234	2:10.820
5	40.707	32.966	33.681	1:47.354	3	51.677	37.618	42.479	2:11.774
6	41.755	33.798	35.419	1:50.972	4	45.958	43.574	42.249	2:11.781
7	40.657	32.487	43.440	1:56.584	5	45.409	36.851	39.123	2:01.383
8	40.499	31.248	34.042	1:45.789	6	44.821	36.492	39.068	2:00.381
9	1:32.599	38.125	2:10.724	2:10.724	7	1:00.786	47.524	46.222	2:34.532
6 Jayden RYKERS (WA) (9th)					8	44.991	35.681	39.073	1:59.745
1	1:37.360	40.461	44.571	3:02.392	9	58.576	44.141	48.118	2:30.835
2	46.979	34.991	37.782	1:59.752	17 Cory WATTS (VIC) (14th)				
3	52.706	35.609	42.885	2:11.200	1	1:24.922	39.424	40.632	2:44.978
4	1:04.582	40.278	51.717	2:36.577	2	47.937	37.012	37.465	2:02.414
5	42.613	34.870	42.405	1:59.888	3	46.114	37.221	55.159	2:18.494
6	40.335	33.234	33.718	1:47.287	4	45.485	37.020	36.853	1:59.358
7	55.115	40.970	43.165	2:19.250	5	3:01.009	36.880	38.143	4:16.032
8	40.616	31.972	33.449	1:46.037	6	43.757	39.259	39.053	2:02.069
9	40.422	32.204	33.618	1:46.244	7	42.266	33.439	34.845	1:50.550
10	1:46.801	49.253	52.470	3:28.524	8	51.883	44.378	40.728	2:16.989
9 Aaron TANTI (QLD) (3rd)					9	43.217	41.443	44.088	2:08.748
1	1:13.997	37.490	38.522	2:30.009	18 Mitchell NORRIS (SA) (19th)				
2	45.442	33.848	37.504	1:56.794	1	1:47.067	50.014	59.623	3:36.704
3	40.434	31.675	33.135	1:45.244	2	57.053	40.411	39.846	2:17.310
4	47.313	36.941	38.445	2:02.699	3	43.312	34.601	36.109	1:54.022
5	43.793	35.263	44.963	2:04.019	4	4:24.716	35.443	35.385	5:35.544
6	38.959	30.780	31.794	1:41.533	5	42.943	34.892	35.143	1:52.978
7	39.258	30.840	32.635	1:42.733	6	42.760	34.791	35.220	1:52.771
8	50.824	34.591	36.566	2:01.981	7	42.537	34.766	34.864	1:52.167
9	38.412	30.799	32.490	1:41.701					

Scott Laing
 Chief Timekeeper - Scott Laing

Mark Hancock
 Race Director - Mark Hancock





Round 1 Wonthaggi - Vic 27 March 2022



THOR

THOR MX1 Practice/Qualifying

Date: 27/03/22
Event: Q02
Weather: Sunny - Temp: 14.1C
Track: Good

Started at: 08:09:09
Laps: 20 Min
Starters: 28
Printed at: 8:51

PROVISIONAL SPLIT TIMES

Lap	Split 1	Split 2	Split 3	Lap Time	Lap	Split 1	Split 2	Split 3	Lap Time
8	2:37.644	40.612	45.379	4:03.635	9	42.798	34.478	41.118	1:58.394
					10	43.049	35.002	38.822	1:56.873
22 Jesse BISHOP (QLD) (23th)					44 Joel LALICZ (NSW) (25th)				
1	1:15.501	40.112	40.336	2:35.949	1	1:17.876	40.103	40.375	2:38.354
2	46.357	37.187	36.302	1:59.846	2	49.362	37.390	39.077	2:05.829
3	46.049	36.804	36.425	1:59.278	3	47.557	36.137	39.032	2:02.726
4	47.219	35.360	45.127	2:07.706	4	47.136	37.111	39.258	2:03.505
5	46.408	37.694	40.691	2:04.793	5	47.773	39.221	55.291	2:22.285
6	43.254	34.695	36.369	1:54.318	6	45.975	37.691	39.579	2:03.245
7	45.469	37.070	38.975	2:01.514	7	48.412	36.463	39.552	2:04.427
8	43.906	34.989	37.308	1:56.203	8	46.893	37.893	38.292	2:03.078
9	48.929	39.077	41.528	2:09.534	9	46.428	36.477	39.526	2:02.431
10	43.409	34.383	38.174	1:55.966	10	52.859	42.268	44.091	2:19.218
24 Brett METCALFE (SA) (5th)					45 Hayden MELLROSS (VIC) (4th)				
1	2:20.716	42.965	48.106	3:51.787	1	1:44.079	39.750	40.996	3:04.825
2	51.874	36.047	39.267	2:07.188	2	46.351	34.361	38.446	1:59.158
3	2:40.041	44.045	1:43.517	5:07.603	3	42.815	33.655	43.963	2:00.433
4	40.425	31.623	33.609	1:45.657	4	41.420	33.733	41.848	1:57.001
5	56.960	39.424	59.480	2:35.864	5	39.586	32.073	35.377	1:47.036
6	39.869	31.492	37.852	1:49.213	6	48.419	40.276	46.306	2:15.001
7	39.152	31.335	34.526	1:45.013	7	39.710	31.040	33.620	1:44.370
8	1:10.743	41.247	42.068	2:34.058	8	1:51.104	39.093	45.267	3:15.464
25 John DARROCH (WA) (18th)					47 Todd WATERS (QLD) (6th)				
1	1:33.543	47.985	1:05.560	3:27.088	1	1:14.251	36.315	37.350	2:27.916
2	47.488	36.011	37.460	2:00.959	2	42.362	32.763	34.611	1:49.736
3	44.262	34.490	36.267	1:55.019	3	40.365	31.907	33.254	1:45.526
4	43.335	36.742	36.006	1:56.083	4	40.485	32.586	33.275	1:46.346
5	43.963	36.968	39.197	2:00.128	5	44.727	34.376	36.012	1:55.115
6	44.565	35.180	35.844	1:55.589	6	39.719	32.613	42.187	1:54.519
7	42.887	34.804	36.181	1:53.872	7	38.973	32.456	54.273	2:05.702
8	43.573	34.070	36.606	1:54.249	8	40.322	31.560	33.882	1:45.764
9	42.926	35.621	47.183	2:05.730	9	43.181	36.256	36.186	1:55.623
10	42.763	33.661	35.158	1:51.582	10	40.684	32.029	32.821	1:45.534
30 Joel WIGHTMAN (NSW) (15th)					48 Joben BALDWIN (NSW) (13th)				
1	1:20.104	42.184	41.075	2:43.363	1	1:18.412	38.757	39.274	2:36.443
2	47.682	36.346	37.807	2:01.835	2	47.121	33.966	36.690	1:57.777
3	44.929	35.137	36.802	1:56.868	3	45.629	34.705	34.516	1:54.850
4	44.603	35.528	43.247	2:03.378	4	3:23.989	34.400	40.660	4:39.049
5	45.762	35.767	39.766	2:01.295					
6	42.372	33.712	34.616	1:50.700					
7	45.427	35.662	37.291	1:58.380					
8	42.023	34.294	34.285	1:50.602					

Chief Timekeeper - Scott Laing

Race Director - Mark Hancock



www.computime.com.au
COMPUTIME RACE TIMING SYSTEMS PTY LTD





Round 1

Wonthaggi - Vic

27 March 2022



THOR

THOR MX1

Practice/Qualifying

Date: 27/03/22
 Event: Q02
 Weather: Sunny - Temp: 14.1C
 Track: Good

Started at: 08:09:09
 Laps: 20 Min
 Starters: 28
 Printed at: 8:51

PROVISIONAL SPLIT TIMES

Lap	Split 1	Split 2	Split 3	Lap Time	Lap	Split 1	Split 2	Split 3	Lap Time
5	41.476	32.213	34.309	1:47.998	5	42.983	40.676	44.867	2:08.526
6	54.822	38.712	59.449	2:32.983	6	40.848	32.732	35.311	1:48.891
7	40.824	32.753	35.687	1:49.264	7	45.549	36.160	37.494	1:59.203
8	40.870	32.737	34.636	1:48.243	8	40.329	32.179	34.152	1:46.660
9	56.982	37.030	37.915	2:11.927	9	40.892	31.997	33.932	1:46.821
					10	50.325	33.619	36.037	1:59.981
49 Cody O'LOAN (QLD) (20th)					81 Joel EVANS (QLD) (12th)				
1	1:24.214	42.477	41.928	2:48.619	1	1:15.646	37.341	38.385	2:31.372
2	52.240	36.635	37.811	2:06.686	2	45.720	34.784	36.694	1:57.198
3	46.678	36.041	36.574	1:59.293	3	43.922	34.857	37.378	1:56.157
4	45.498	35.642	39.240	2:00.380	4	44.439	38.233	38.358	2:01.030
5	44.863	38.453	38.356	2:01.672	5	43.562	38.174	41.113	2:02.849
6	43.924	35.817	37.730	1:57.471	6	41.582	32.783	34.373	1:48.738
7	43.649	33.832	1:46.401	3:03.882	7	46.544	37.136	37.316	2:00.996
8	42.571	34.000	35.612	1:52.183	8	40.840	32.836	34.390	1:48.066
9	44.300	34.570	36.328	1:55.198	9	45.280	35.730	43.933	2:04.943
10	1:06.675	37.247	40.757	2:24.679	10	40.966	32.521	33.858	1:47.345
					11	42.154	38.211	44.263	2:04.628
56 Riley STEPHENS (NSW) (21th)					96 Kyle WEBSTER (VIC) (1st)				
1	4:16.594	39.843	39.376	5:35.813	1				1:59.306
2	45.371	38.611	39.489	2:03.471	2				2:03.783
3	49.093	34.187	42.860	2:06.140	3	1:13.983	40.325	51.106	2:45.414
4	43.688	35.075	36.586	1:55.349	4	41.923	33.836	34.061	1:49.820
5	43.707	33.875	35.777	1:53.359	5	38.091	29.833	32.038	1:39.962
6	1:04.888	41.270	39.339	2:25.497	6	54.986	42.908	47.434	2:25.328
7	43.433	35.450	54.714	2:13.597	7	37.750	29.763	34.814	1:42.327
8	42.214	34.232	36.782	1:53.228	8	46.430	33.050	37.532	1:57.012
					9	37.832	29.457	33.404	1:40.693
62 Dylan WOOD (NSW) (17th)					102 Matt MOSS (NSW) (10th)				
1	1:28.408	39.797	42.632	2:50.837	1	1:17.302	37.363	38.833	2:33.498
2	49.211	34.976	36.038	2:00.225	2	46.228	35.543	37.152	1:58.923
3	43.265	35.521	36.325	1:55.111	3	1:29.619	34.299	37.697	2:41.615
4	43.480	34.169	36.699	1:54.348	4	45.137	35.876	42.571	2:03.584
5	43.368	34.825	43.191	2:01.384	5	42.580	35.633	41.237	1:59.450
6	42.205	33.700	34.322	1:50.227	6	41.874	33.424	33.088	1:48.386
7	43.761	33.169	34.789	1:51.719	7	40.712	49.664	46.644	2:17.020
8	42.271	34.342	34.254	1:50.867	8	1:16.828	42.105	38.976	2:37.909
9	42.944	33.876	35.091	1:51.911	9	40.487	32.298	33.719	1:46.504
10	1:33.474	34.846	35.601	2:43.921	10	40.813	32.005	33.669	1:46.487
69 Lochie LATIMER (QLD) (11th)					111 Dean FERRIS (QLD) (7th)				
1	1:51.576	42.631	41.708	3:15.915	1	1:13.156	36.400	39.141	2:28.697
2	49.989	35.704	37.351	2:03.044					
3	44.503	36.613	38.622	1:59.738					
4	45.519	33.722	40.412	1:59.653					

Scott Laing
 Chief Timekeeper - Scott Laing

Mark Hancock
 Race Director - Mark Hancock





Round 1 Wonthaggi - Vic 27 March 2022



THOR

THOR MX1 Practice/Qualifying

Date: 27/03/22
Event: Q02
Weather: Sunny - Temp: 14.1C
Track: Good

Started at: 08:09:09
Laps: 20 Min
Starters: 28
Printed at: 8:51


PROVISIONAL SPLIT TIMES

Lap	Split 1	Split 2	Split 3	Lap Time	Lap	Split 1	Split 2	Split 3	Lap Time
2	45.227	34.024	36.377	1:55.628	6	41.839	32.399	33.461	1:47.699
3	1:03.216	34.433	34.677	2:12.326	7	52.803	44.339	42.444	2:19.586
4	43.962	33.912	45.306	2:03.180	8	2:11.947	53.032	51.443	3:56.422
5	42.997	34.346	43.412	2:00.755	233 Oliver MARCHAND (NSW) (22th)				
6	40.402	31.636	33.605	1:45.643	1	1:21.162	41.031	38.653	2:40.846
7	1:07.697	37.202	50.720	2:35.619	2	47.070	35.033	38.406	2:00.509
8	40.004	31.342	46.661	1:58.007	3	44.069	35.683	38.561	1:58.313
9	39.802	31.652	33.977	1:45.431	4	1:43.050	36.290	51.643	3:10.983
10	50.207	38.612	44.524	2:13.343	5	44.790	35.509	40.685	2:00.984
142 Jack PENGELLY (VIC) (26th)					6	43.542	33.974	36.532	1:54.048
1	1:20.905	42.134	42.651	2:45.690	7	44.682	36.549	41.658	2:02.889
2	50.068	37.210	39.453	2:06.731	8	43.316	35.203	37.369	1:55.888
3	47.471	37.881	40.148	2:05.500	9	51.386	39.185	40.599	2:11.170
4	47.337	38.031	40.119	2:05.487	10	44.245	35.615	41.282	2:01.142
5	48.942	37.879	43.922	2:10.743	305 Aden LENNOX-BRADLEY (NSW) (28th)				
6	48.751	38.648	41.216	2:08.615	1	1:39.934	48.655	50.764	3:19.353
7	48.756	37.035	41.413	2:07.204	2	57.340	44.742	43.413	2:25.495
8	48.075	37.096	40.062	2:05.233	3	52.592	42.332	43.078	2:18.002
9	48.141	38.117	40.544	2:06.802	4	52.204	44.249	42.738	2:19.191
10	50.487	39.153	43.157	2:12.797	5	51.784	42.217	51.004	2:25.005
162 Luke ZIELINSKI (QLD) (27th)					6	1:08.749	46.409	50.327	2:45.485
1	1:18.021	38.002	38.881	2:34.904	7	53.823	48.709	1:03.160	2:45.692
2	45.247	33.746	35.436	1:54.429	8	55.213	48.907	48.894	2:33.014
3	45.991	36.062	39.925	2:01.978					
4	44.554	36.260	39.358	2:00.172					
5	44.633	36.506	41.183	2:02.322					

*** ALL RIDERS QUALIFY. TOP 10 RIDERS TO PROGRESS TO TOP 10 SHOOTOUT ***

*** Infringement penalties issued - No. 102 (M. Moss) & 233 (O. Marchand) - 3 position penalties / No. 162 (L. Zielinski), 62 (D. Wood), 6 (J. Rykers), & 111 (D. Ferris) - loss of fastest lap ***

The results are provisional until the end of the time limit for protests and appeals.


Chief Timekeeper - Scott Laing


Race Director - Mark Hancock



www.computime.com.au
COMPUTIME RACE TIMING SYSTEMS PTY LTD





Round 1
Wonthaggi - Vic
27 March 2022



THOR

THOR MX1
Practice/Qualifying

Date: 27/03/22
 Event: Q02
 Weather: Sunny - Temp: 14.1C
 Track: Good

Started at: 08:09:09
 Laps: 20 Min
 Starters: 28
 Printed at: 8:51

PROVISIONAL FASTEST LAPS SEQUENCE

Race Time	No	Name	Machine	Fastest Lap	On Lap
4:17.652	47	Todd WATERS (QLD)	Husqvarna FC 450	1:49.736	1
6:03.178	47	Todd WATERS (QLD)	Husqvarna FC 450	1:45.526	2
6:12.047	9	Aaron TANTI (QLD)	Yamaha YZF 450	1:45.244	2
12:00.298	9	Aaron TANTI (QLD)	Yamaha YZF 450	1:41.533	5
13:16.866	96	Kyle WEBSTER (VIC)	Honda CRF 450	1:39.962	5

*** ALL RIDERS QUALIFY. TOP 10 RIDERS TO PROGRESS TO TOP 10 SHOOTOUT ***

*** Infringement penalties issued - No. 102 (M. Moss) & 233 (O. Marchand)) - 3 position penalties / No. 162 (L. Zelinski), 62 (D. Wood), 6 (J. Rykers), & 111 (D. Ferris) - loss of fastest lap ***

The results are provisional until the end of the time limit for protests and appeals.


 Chief Timekeeper - Scott Laing


 Race Director - Mark Hancock





Round 1

Wonthaggi - Vic

27 March 2022



THOR

THOR MX1

Practice/Qualifying

Date: 27/03/22
 Event: Q02
 Weather: Sunny - Temp: 14.1C
 Track: Good

Started at: 08:09:09
 Laps: 20 Min
 Starters: 28
 Printed at: 8:51


PROVISIONAL BEST PARTIAL TIMES

Pos	Split 1		Split 2		Split 3		LAP		Ideal	Fastest
	Name	Time	Name	Time	Name	Time	Name	Time		
1	K. WEBSTER	37.750	K. WEBSTER	29.457	L. CLOUT	31.737	K. WEBSTER	1:39.245	1:39.962	
2	A. TANTI	38.412	L. CLOUT	30.378	A. TANTI	31.794	L. CLOUT	1:40.627	1:40.968	
3	L. CLOUT	38.512	A. TANTI	30.780	K. WEBSTER	32.038	A. TANTI	1:40.986	1:41.533	
4	T. WATERS	38.973	H. MELLROSS	31.040	T. WATERS	32.821	T. WATERS	1:43.354	1:45.534	
5	B. METCALFE	39.152	K. GIBBS	31.248	M. MOSS	33.088	H. MELLROSS	1:44.070	1:44.370	
6	H. MELLROSS	39.586	B. METCALFE	31.335	H. MELLROSS	33.444	B. METCALFE	1:44.096	1:45.013	
7	D. FERRIS	39.802	D. FERRIS	31.342	J. RYKERS	33.449	D. FERRIS	1:44.749	1:45.643	
8	L. LATIMER	40.329	T. WATERS	31.560	L. ZIELINSKI	33.461	K. GIBBS	1:45.428	1:45.789	
9	J. RYKERS	40.335	J. RYKERS	31.972	D. FERRIS	33.605	M. MOSS	1:45.580	1:46.487	
10	M. MOSS	40.487	L. LATIMER	31.997	B. METCALFE	33.609	J. RYKERS	1:45.756	1:46.244	
11	K. GIBBS	40.499	M. MOSS	32.005	K. GIBBS	33.681	L. LATIMER	1:46.258	1:46.660	
12	J. BALDWIN	40.824	J. BALDWIN	32.213	J. EVANS	33.858	J. EVANS	1:47.219	1:47.345	
13	J. EVANS	40.840	L. ZIELINSKI	32.399	L. LATIMER	33.932	J. BALDWIN	1:47.346	1:47.998	
14	L. ZIELINSKI	41.839	J. EVANS	32.521	D. WOOD	34.254	L. ZIELINSKI	1:47.699	2:19.586	
15	L. McMANUS	41.867	D. WOOD	33.169	J. WIGHTMAN	34.285	D. WOOD	1:49.628	1:50.867	
16	J. WIGHTMAN	42.023	C. WATTS	33.439	J. BALDWIN	34.309	J. WIGHTMAN	1:50.020	1:50.602	
17	D. WOOD	42.205	L. McMANUS	33.444	C. WATTS	34.845	L. McMANUS	1:50.370	1:50.681	
18	R. STEPHENS	42.214	J. DARROCH	33.661	M. NORRIS	34.864	C. WATTS	1:50.550	1:50.550	
19	C. WATTS	42.266	J. WIGHTMAN	33.712	L. McMANUS	35.059	J. DARROCH	1:51.582	1:51.582	
20	M. NORRIS	42.537	C. O'LOAN	33.832	J. DARROCH	35.158	R. STEPHENS	1:51.866	1:53.228	
21	C. O'LOAN	42.571	R. STEPHENS	33.875	C. O'LOAN	35.612	M. NORRIS	1:52.002	1:52.167	
22	J. DARROCH	42.763	O. MARCHAND	33.974	R. STEPHENS	35.777	C. O'LOAN	1:52.015	1:52.183	
23	J. BISHOP	43.254	J. BISHOP	34.383	J. BISHOP	36.302	O. MARCHAND	1:53.822	1:54.048	
24	O. MARCHAND	43.316	M. NORRIS	34.601	O. MARCHAND	36.532	J. BISHOP	1:53.939	1:54.318	
25	J. O'CALLAGHAN	44.821	J. O'CALLAGHAN	35.681	J. LALICZ	38.292	J. O'CALLAG	1:59.570	1:59.745	
26	J. LALICZ	45.975	J. LALICZ	36.137	J. O'CALLAGHAN	39.068	J. LALICZ	2:00.404	2:02.431	
27	J. PENGELLY	47.337	J. PENGELLY	37.035	J. PENGELLY	39.453	J. PENGELLY	2:03.825	2:05.233	
28	A. LENNOX-BRADL	51.784	A. LENNOX-BRADL	42.217	A. LENNOX-BRADL	42.738	A. LENNOX-B	2:16.739	2:25.005	

*** ALL RIDERS QUALIFY. TOP 10 RIDERS TO PROGRESS TO TOP 10 SHOOTOUT ***

*** Infringement penalties issued - No. 102 (M. Moss) & 233 (O. Marchand)) - 3 position penalties / No. 162 (L. Zelinski), 62 (D. Wood), 6 (J. Rykers), & 111 (D. Ferris) - loss of fastest lap ***

The results are provisional until the end of the time limit for protests and appeals.


 Chief Timekeeper - Scott Laing


 Race Director - Mark Hancock

